



**Il modello “INTRECCIO VERTICALE” laccato RAL 1019 è impreziosito dall’inserto in acciaio brunito. La maniglia H4 a rosetta quadrata finitura grigio grafite è abbinata al telaio finitura brunitech.**

The RAL 1019 lacquered “VERTICAL INTRECCIO” model is embellished by the burnished steel insert. The H4 handle with squared metal cover in gray graphite colour is combined with the brunitech finish frame.

Le model “INTRECCIO VERTICALE” laqué RAL 1019 est orné de l’insert en acier poli. La béquille H4 avec rosace carrée gris graphite est combinée au cadre de couleur brunitech.

**L’immagine a destra fa spazio, come un sipario, al modello “INTRECCIO ORIZZONTALE”. Questo pannello della collezione Metropolitan è impreziosito da fresature di due diverse misure (da 50 e 70 mm).**

**In rovere pietra è abbinato al telaio finitura brunitech. La maniglia FENIX a rosetta quadrata è in cromo satinato.**

The image on the right makes space like a curtain to the “HORIZONTAL INTRECCIO” model. This panel of the Metropolitan collection is embellished with milled in two different sizes (from 50 to 70 mm). In stone oak finishing is combined with the brunitech finish frame. The FENIX square metal cover handle is in satin chrome.

L’image à droite nous montre, comme un sipario, le model “INTRECCIO ORIZZONTALE”. Ce panneau de la collection Metropolitan est orné de moulures de deux différentes mesures (de 50 à 70mm) En chene pierre est combiné le cadre de couleur brunitech. La béquille FENIX avec rosace carrée est en chromé satiné.





**Nell'immagine a sinistra, il pannello "CARTOON 1" - laccato RAL 8019 - è abbinato a inserti in MDF effetto oro lucido, la maniglia H4 a rosetta quadrata è in cromo satinato.**

In the image on the left, the "CARTOON 1" panel - RAL 8019 lacquered - is combined with MDF inserts with a shiny gold effect. The H4 handle with square metal cover is in satin chrome colour.

Dans l'image à gauche le panneau "CARTOON 1" - laqué RAL 8019 - est associé à inserts en MDF effet or brillant, la bequille H4 avec rosette carrée est chromé satiné.

## CARTOON\* Collection



IN CARTOON COLLECTION FORME VIRTUALI E IMMAGINARIE, SUGGERITE DAI DISEGNI ANIMATI DEGLI ANNI '30', DIVENTANO REALI GRAZIE ALLA RICERCA-LAVORAZIONE DEI PANNELLI, LE CUI FRESATURE ESALTANO LA POETICA MATERICITÀ DEL LEGNO.

IN THE "CARTOON COLLECTION" VIRTUAL AND IMAGINARY FORMS, INFLUENCED BY THE ANIMATED DRAWINGS OF THE 30S, BECOME REAL THANKS TO THE SOPHISTICATED PROCESSING OF THE PANELS WHOSE MILLING EXALT THE POETIC MATERIALITY OF THE WOOD.

DANS LA GAMME CARTOON COLLECTION FORMES VIRTUELLES ET IMAGINAIRES, IMPRESSIONNÉES PAR LES DESSINS-ANIMÉS DES ANNÉES '30, DEVIENNENT REELS, GRACE AU TRAVAIL DES PANNEAUX, DONT LES RAINURES EXALTENT L'ESSENCE DU BOIS.

PERSONALIZZA LA TUA CARTOON SCEGLIENDO IL COLORE DEL PANNELLO E DELL'INSERTO CHE PIU' SI ADICE AL TUO SPAZIO E ALLA TUA PERSONALITÀ.

Nell'immagine a destra, il pannello "CARTOON 2" - laccato RAL 9010 - è abbinato a inserti in MDF effetto ferro opaco. Maniglia H4 a rosetta quadrata - finitura bianco opaco RAL 9010.

CUSTOMIZE YOUR CARTOON CHOOSING THE COLOR OF THE PANEL AND INSERT THAT BEST SUITS YOUR SPACE AND YOUR PERSONALITY.

In the image on the right, the "CARTOON 2" panel - RAL 9010 lacquered - is mixed with inserts in MDF with an opaque iron effect. H4 handle and square metal cover - matt white finish - RAL 9010.

PERSONALISE TON PANNEAU CARTOON EN CHOISSANT LA COULEUR DU PANNEAU ET DE L'INSERT QUE S'ADAPTE AVEC TON ESPACE ET TA PERSONALITÉ.

Dans l'image à droite le panneau "CARTOON 2" - laqué RAL 9010 - est associé à inserts en Mdf effet fer mat. Bequille H4 avec rosace carrée - blanc mat RAL 9010.



C'è una crepa  
in ogni cosa...  
ed è da lì che filtra  
LA LUCE Leustent Cubum

Versione del pannello  
avvolgente carena

Panel that envelops and  
covers the leaf profile

Version du panneau  
couvrant la carène



**Modello "LISTEN 2" in rovere tabacco,  
maniglia FENIX a rosetta quadrata  
in cromo satinato.**

Model "LISTEN 2" tobacco oak,  
FENIX handle with matt chrome square cover.

Modèle "LISTEN 2" en chene tabac, bequille  
FENIX avec rosace carrée en chromé satiné.



**Modello "LISTEN 3" in rovere  
pietra, maniglia FENIX a rosetta  
quadrata in cromo satinato.**

Model "LISTEN 3" stone oak,  
FENIX handle with matt chrome square cover.

Modèle "LISTEN 3" en chêne effet pierre, bequille  
FENIX avec rosace carrée en chromé satiné.

Versione del pannello  
avvolgente carena

Panel that envelops and  
covers the leaf profile

Version du panneau  
couvrant la carène



**Modello "LISTEN 4" laccato  
RAL 1019, maniglia H4 a rosetta  
quadrata - finitura grigio grafite.**

Model "LISTEN 4", RAL 1019, graphite grey H4  
handle with square cover.

Modèle "LISTEN 4" laqué RAL 1019, bequille H4  
avec rosace carrée finition grise graphite.



# LINEA



PANNELLO "LINEA" IN ROVERE ORIZZONTALE COLOR TABACCO CON INSERTO IN ACCIAIO INOX. MANIGLIA H4 A ROSETTA QUADRATA IN CROMO SATINATO.

"LINEA" PANEL IN HORIZONTAL OAK TOBACCO COLOR WITH A SHEET INSERT. H4 HANDLE WITH MATT CHROME SQUARED SUPPORT.

PANNEAU «LINEA» EN CHÊNE TABAC À VEINURES HORIZONTALES AVEC INSERT CENTRAL EN ACIER INOXYDABLE. POIGNÉE H4 AVEC ROSETTE CARRÉE EN CHROMÉ SATINÉ.

# INOUT Collection



PANNELLO "INOUT 1" LACCATO BIANCO RAL 9010. IL RIVESTIMENTO È CARATTERIZZATO DAL BASSORILIEVO CENTRALE PANTOGRAFATO. MANIGLIA FENIX A ROSETTA QUADRATA IN CROMO SATINATO.


"INOUT 1" PANEL WHITE RAL 9010. THE PANEL IS FEATURED BY A CENTRAL PANTOGRAPHED BAS-RELIEF. FENIX HANDLE WITH MATT CHROME SQUARED SUPPORT.

PANNEAU «INOUT 1» BLANC RAL 9010. LE REVÊTEMENT EST CARACTÉRISÉ PAR UN BAS-RELIEF PANTOGRAPHÉ. POIGNÉE H4 AVEC ROSACE CARRÉE EN CHROMÉ SATINÉ.

Modello  
 “RADIANT R114”  
 laccato RAL 7031.  
 La maniglia FENIX  
 a rosetta quadrata  
 è in cromo satinato  
 come il defender  
 quadrato.

Model “RADIANT R114”  
 lacquered RAL 7031.  
 The FENIX handle with  
 square metal cover is in satin  
 chrome as the square defender.

Model “RADIANT R114”  
 laqué RAL 7031.  
 La béquille FENIX avec  
 rosace carrée est en chromé  
 satiné comme le protecteur  
 anti-perceage carré.



RADIANT MOD. R110

RADIANT MOD. R111\*



RADIANT MOD. R114

RADIANT MOD. R112\*

\*LE FRESATURE  
 DEI MODELLI  
 R111 E R112  
 - IN FUNZIONE  
 DELL'ALTEZZA  
 DELLE PORTE -  
 POSSONO ESSERE  
 INTERROTTE IN  
 CORRISPONDENZA  
 DEI FORI DELLA  
 MANIGLIA

\*The milling of models  
 R111 and R112 according to  
 the height of the doors can  
 be interrupted at the holes  
 of the handles

\*Les moulures des models  
 R111 et R112 - en fonction de  
 la hauteur - peuvent être  
 coupées en correspondance  
 des trous de la béquille





RADIANT MOD. R113

RADIANT MOD. R115




RADIANT MOD. R117

RADIANT MOD. R118



RADIANT MOD. R116



RADIANT MOD. R119

TUTTI I MODELLI DI  
QUESTA COLLEZIONE  
POSSONO ESSERE  
PRODOTTI SIA IN  
DIMENSIONI STANDARD  
CHE FUORI MISURA E  
ABBINATI ALLA LORO  
ANTA SECONDARIA  
NEL CASO DEI MODELLI  
DUO E DOUBLE

All the models in this collection can  
be produced both in standard and  
oversized dimensions, and combined  
with their secondary door in the case of  
the DUO and DOUBLE models.

Tous les modèles de cette collection  
peuvent être produits soit en mesures  
standard, soit pour mesures différentes  
et combinés à leur deuxième vantail en  
cas de porte DUO et DOUBLE

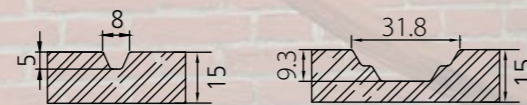
# DIAMANTE Collection



PANNELLO IN LEGNO PANTOGRAFATO A FIBRE PARALLELE A 90° A DOPPIO STRATO NOBILE. SPESSORE 15 MM

WOOD PANTOGRAPHED PANEL - DIAMANTE. DOUBLE NOBLE LAYER, 90° PANTOGRAPHED PANELS. 15 MM THICKNESS

PANNEAU EN BOIS PANTOGRAPHÉ À FIBRES PARALLÈLES À 90° - DOUBLE COUCHE. ÉPAISSEUR 15 MM



DIAMANTE MOD. A105

DIAMANTE MOD. A106

DIAMANTE MOD. A115



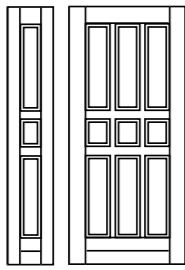
DIAMANTE MOD. A113

DIAMANTE MOD. A117

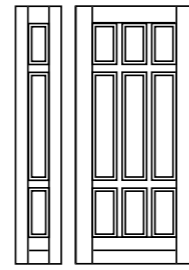
TUTTI I MODELLI  
DI QUESTA COLLEZIONE  
POSSONO ESSERE  
PRODOTTI SIA IN  
DIMENSIONI STANDARD  
CHE FUORI MISURA E  
ABBINATI ALLA LORO ANTA  
SECONDARIA NEL CASO  
DEI MODELLI DUO  
E DOUBLE.

All the models in  
this collection can  
be produced both in  
standard and oversized  
dimensions, and  
combined with their  
secondary door in the  
case of the DUO  
and DOUBLE models.


Tous les models  
de cette collection  
peuvent être produit  
soit en mesures  
standard, soit pour  
mesures différentes  
et combinés à leur  
deuxième vantail en  
cas de porte DUO  
et DOUBLE




DIAMANTE MOD. A123





DIAMANTE MOD. A125



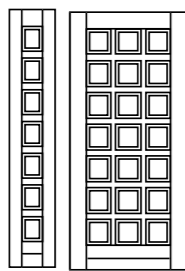
DIAMANTE MOD. A111\*




DIAMANTE MOD. A112




DIAMANTE MOD. A107




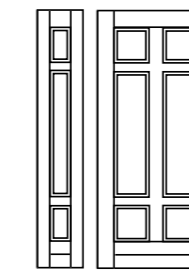
DIAMANTE MOD. A127



DIAMANTE MOD. A105



DIAMANTE MOD. A119



DIAMANTE MOD. A121

\*LE FRESATURE  
DEI MODELLI A111  
- IN FUNZIONE  
DELL'ALTEZZA  
DELLE PORTE -  
POSSONO ESSERE  
INTERROTTE IN  
CORRISPONDENZA  
DEI FORI DELLA  
MANIGLIA

\*The milling of models  
A111 according to the  
height of the doors can be  
interrupted at the holes  
of the handles

\*Les moulures des  
models A111, en fonction  
de la hauteur - peuvent  
être coupées en  
correspondance des trous  
de la bequille

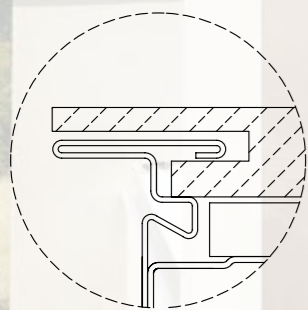
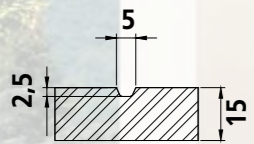
# SKIPPER Collection



PANNELLI MULTISTRATO  
COMPENSATO MARINO  
O MDF IDROFUGO  
SPESSORE 15 MM

ENGRAVED MARINE PLYWOOD OR  
WATERPROOF MDF PANELS  
15 MM THICKNESS

PANNEAUX MULTICOUCHE  
- CONTREPLAQUÉ OU MDF  
HYDROFUGE ÉPAISSEUR 15 MM



OPTIONAL:  
PANNELLO INTERNO  
AVVOLGENTE  
A COPERTURA  
DELLA CARENATURA

Optional: internal panel that  
envelops and covers leaf pro  
Option: panneau intérieur  
enveloppant le carénage



SKIPPER MOD. A281

SKIPPER MOD. A282

SKIPPER MOD. A109

SKIPPER MOD. A285

LISCIO

A72

A74

A284

AL01

AL02

AL03

AL04

AL05

AL06

AL08

AL09

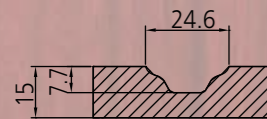
# FAST Collection



PANNELLO IN LEGNO  
PANTOGRAFATO  
SPESSORE 15 MM

WOOD PANTOGRAPHED PANEL  
- FAST BASIC 15 MM THICKNESS.

PANNEAU EN BOIS PANTOGRAPHE  
ÉPAISSEUR 15 MM



FAST MOD. A511

FAST MOD. A501



FAST MOD. A505

FAST MOD. A515



A518

A520

FAST MOD. A517

FAST MOD. A519



A508

A510

A506 A505

FAST MOD. A507

FAST MOD. A509



A522

A504

FAST MOD. A521

FAST MOD. A503



A514

A524

A516 A515

FAST MOD. A513

FAST MOD. A523

# RENO Collection



PANNELLI PANTOGRAFATI  
E RIVESTITI CON PELLICOLA PVC  
SPESSORE 12 MM (16 MM CON  
SPECCHIATURE)

PANTOGRAPHED PANELS COATED BY PVC  
12 MM THICKNESS

PANNEAUX PANTOGRAPHÉS ET  
RECOUVERTS D'UNE PELLICULE PVC  
ÉPAISSEUR 12 MM

PELLICOLA PVC

HDF



RENO MOD. 138

RENO MOD. 012

RENO MOD. 05-070

RENO MOD. 035

RENO MOD. 016



RENO MOD. 057

RENO MOD. 076

RENO MOD. 085

RENO MOD. 090

RENO MOD. 091



RENO MOD. 097

RENO MOD. 105

RENO MOD. 183

RENO MOD. 185

RENO MOD. 173 SX



**F436-3086**  
Sheffield Oak grey



**F436-5014**  
Blattgruen



**F436-5021**  
Tanngruen



**F436-5036**  
Lichgrau



**F436-5049**  
Silbergrau



**F436-1012**  
Alux anthrazit



**F436-1013**  
Alux silbergrau




**F436-2001**  
Macoree




**F436-2007**  
Montana Eiche tabak




**F436-2022**  
Anegrè goldbraun



**F436-6003**  
Anthrazitgrau SFTN matt



**F436-5003**  
Anthrazitgrau



**F436-6010**  
Schwarbraun SFTN matt



**F436-6021**  
Tannengruen sftn matt



**F436-6039**  
Silicia SFTN matt



**F436-2035**  
Staufereiche terra




**F436-2036**  
Staufereiche kolonial



**F436-2060**  
Sipo



**F436-3031**  
Birke rosè



**F436-3041**  
Noce Sorrento natur



**F436-6047**  
SFTN matt




**F456-3081**  
Sheffield Oak light



**F456-5057**  
Brillant weiss



**F465-5015**  
Beige



**F436-5013**  
Rubinrot



**F436-3042**  
Noce Sorrent balsamico



**F436-3043**  
Cherry amaretto



**F436-3058**  
Walnut amaretto



**F436-3059**  
Walnuss terra



**F436-3077**  
Newcastle Oak khaki

I COLORI E LE ESSENZE DEI PANNELLI RIPRODOTTI SU QUESTO CATALOGO SONO INDICATIVI E IN NESSUN MODO VINCOLANTI PER ALIAS.  
The colors and the essence of the panels that have been reproduced in this catalogue are indicative and they are in no way an obligation for Alias.  
Les couleurs et les essences des panneaux reproduites dans ce catalogue sont indicatives mais non contraignantes en ce qui concerne Alias




# ETERN-ALL Collection



PANNELLI IN ALLUMINIO  
VERNICIATI A FUOCO SUPPORTATI  
CON MDF IDROFUGO

FIRE PAINTED ALLUMINIUM PANELS  
WITH DAMPNES PROOF MDF

PANNEAUX EN ALUMINIUM AU VERNI  
INTUMESCENT AVEC MDF HYDROFUGE





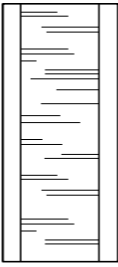
**INTARSIO  
Collection** 

**PANNELLI IMPIALLACCIATI  
SPESSORE 6 MM**

FLAT CHIPBOARD PANELS  
6 MM THICKNESS

PANNEAUX PLAQUÉS  
ÉPAISSEUR 6 MM

A51




**NOCE NAZIONALE**  
Italian walnut  
Noyer national

**TANGANICA MEDIO**  
Medium tanganyika  
Tanganica moyen

**TANGANICA CHIARO**  
Light tanganyika  
Tanganica clair

A52



A53




**NOCE NAZIONALE**  
Italian walnut  
Noyer national

**TANGANICA MEDIO**  
Medium tanganyika  
Tanganica moyen

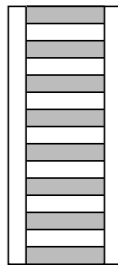
**TANGANICA CHIARO**  
Light tanganyika  
Tanganica clair

**TANGANICA NATURALE**  
Natural tanganyika  
Tanganica naturel

A54



A55



**ROVERE WENGÉ**  
Wengé oak  
Chêne wengé

**ROVERE SBIANCATO**  
Bleached oak  
Chêne blanc

**ROVERE WENGÉ**  
Wengé oak  
Chêne wengé

# BASIC Collection



PANNELLI IMPIALLACCIATI  
SPESSORE 6 MM

FLAT CHIPBOARD PANELS  
6 MM THICKNESS

PANNEAUX PLAQUÉS  
ÉPAISSEUR 6 MM



TANGANICA CHIARO - 1  
Light tanganyika  
Tanganica clair



TANGANICA MEDIO - 2  
Medium tanganyika  
Tanganica moyen




TANGANICA SCURO - 3  
Dark tanganyika  
Tanganica foncé



CILIEGIO MEDIO - 4  
Cherry  
Cerisier moyen



TANGANICA CILIEGIATO - 5  
Cherry tanganyika  
Tanganica cerisier





MOGANO CHIARO - 6  
Light mahogany  
Acajou clair



MOGANO MEDIO - 7  
Medium mahogany  
Acajou moyen



MOGANO SCURO - 8  
Dark mahogany  
Acajou foncé



ROVERE GRIGIO  
ORIZZONTALE P - 11  
Grey horizontal oak P  
Chêne gris à veinures horizontales P



ROVERE SBIANCATO  
ORIZZONTALE P - 12  
Bleached horizontal oak P  
Chêne blanc à veinures horizontales P



11  
12  
13  
14  
15



6  
7  
8  
9  
10



CASTAGNO - 9  
Chestnut  
Châtaignier



NOCE NAZIONALE - 10  
Italian walnut  
Noyer national



ROVERE WENGÉ  
ORIZZONTALE P - 13  
Wengé horizontal oak P  
Chêne wengé à veinures horizontales P



ROVERE MIELATO  
ORIZZONTALE P - 14  
Honey horizontal oak P  
Chêne miel à veinures horizontales p



ROVERE MIELATO  
VERTICALE - 15  
Honey vertical oak p  
Chêne miel à veinures verticales p

# BASIC Collection



PANNELLI LAMINATINI  
SPESSORE 6 MM

LAMINATED WOOD PANELS  
6 MM THICKNESS

PANNEAUX MÉLAMINÉS  
ÉPAISSEUR 6 MM



ALIAS



ROVERE WENGÉ L  
ORIZZONTALE - 1  
Wengé oak L  
Chêne wengé L à veinures horizontales



ROVERE SBIANCATO L  
ORIZZONTALE - 2  
Bleached oak L  
Chêne blanc L à veinures horizontales




TANGANICA CHIARO L - 3  
Light tanganyika L  
Tanganica clair L



TANGANICA BRUNO L - 4  
Dark tanganyika L  
Tanganica foncé L



NOCE BIONDO C - 5  
Blonde walnut C  
Noyer blond C



# BASIC Collection



PANNELLI LAMINATINI MATRIX  
SPESSORE 6 MM

MATRIX LAMINATED WOOD PANELS  
6 MM THICKNESS

PANNEAUX MÉLAMINÉS MATRIX  
ÉPAISSEUR 6 MM

ALIAS



MATRIX BIANCO - 1  
Matrix white / Matrix blanc



MATRIX MARBELLA - 2  
Matrix marbella / Matrix Marbella



MATRIX ROVERE GRIGIO - 3  
Matrix grey oak / Matrix chêne gris



MATRIX PALISSANDRO - 4  
Matrix rose oak / Matrix palissandre



MATRIX LARICE - 5  
Matrix larch / Matrix mélèze



MATRIX NERO - 6  
Matrix noire / Matrix black



# BASIC Collection



PANNELLI LAMINATI TRANCHÉ  
SPESSORE 6 MM

TRANCHÉ LAMINATED WOOD PANELS  
6 MM THICKNESS

PANNEAUX MÉLAMINÉS TRANCHÉ  
ÉPAISSEUR 6 MM



ALIAS



CENERE - 1  
Ash / Cendre



CAFFÈ - 2  
Cafè / Café



TERRA - 3  
Earth / Terre



SABBIA - 4  
Sand / Sable



# BASIC Collection



PANNELLI MDF LACCATI  
LUCIDO/OPACHI  
SPESSORE 6 MM

LAQUERED MDF PANELS AVAILABLE  
WITH OPAQUE OR BRILLIANT FINISHING  
6 MM THICKNESS

PANNEAUX MDF LAQUÉS  
SATINÉS ÉPAISSEUR 6 MM



ALIAS



LACCATO ROSSO  
Red lacquered  
Rouge laqué

